

MACHINAE SUPREMACY RIDER

Introduction

Please read this rider carefully. We have tried to make it as simple and straightforward as possible, but if you should encounter any difficulties fulfilling any of the specified requirements, or have any questions, please contact us.

Please note that no changes in the contract appendix will be accepted unless the changes has been advised in writing and approved in writing, i.e. e-mail or SMS. The following appendixes are included;

- I. Band/tour info
- II. Catering Appendix
- III. Backline
- IV. Input list & Stage plot

If you do not receive all appendixes contact us immediately.

Promoter

The promoter or a representative for the promoter must be present from artist arrival until artist departure. This person must be fully authorized to make any decisions related to the engagement, or have direct contact with person who is.

This person must speak English or Swedish.

Load In / Load out

The artist's crew will need two able-bodied people to assist with the load in. Should the load in be extra difficult, i.e. long stairs, long push etc, there should be at least two more individuals available to help. The stagehands shall be available and at the sole disposal of the artist from time of arrival until the backline is set up and from the time when the break down of the instruments starts until the load out is finished. The stagehands must be experienced people used to this kind of work.

Rigging and Soundcheck

It will take up to two hours to set up, check and soundcheck the artist's equipment. During this time the artist crew will check the equipment supplied by the promoter. It is essential that all locally supplied equipment is tested and ready for use upon arrival. Delays due to technical malfunction of equipment supplied locally by the promoter shall be of the responsibility of the promoter and thus the consequences.

Following the soundcheck, the band requires a 20 minute walkthrough session with the sound and light technicians, as well as other stage personnel, to map out certain concert details and issues.

Power

There must be at least four outlets 10A / 220V or 240V / 13A onstage for the sole use of the Artiste for backline, two of these close to the drummer. The outlets must be properly fused, grounded, with neutral and phase preferably same as PA. If there is earth leakage trips installed please advise.

Dressing Room

One dressing room, large enough for the whole Tour Party. The dressing room should be equipped with chairs, one or more tables, a mirror, and if possible a sofa as well as easy access to the stage. The dressing room must be available to the Tour Party from arrival until departure. It must be lockable, key is to be made available to Tour Manager upon arrival, and if not lockable it must be guarded at all times. Key will be returned when we leave.

Showers

There should be WC and showers (with hot and cold water) in close proximity to the dressing room. There must be showers available from arrival until departure, and there must be enough hot water to accommodate the full Tour Party.

If no showers are available at the venue, the promoter must arrange a suitable alternative, i.e. a nearby hotel. Please make sure there are enough towels.

Hotel

The hotel should be of decent standard, with telephone, TV, WC and a shower in each room. For rooming details, see band specific info.

Security & Insurance

It is the promoter's responsibility that the artiste, artiste crew and all their belongings are safe at all times. There must be security on duty to assure that no one tampers, moves, destroys or steals any of the artiste and crew's equipment or personal belongings. It is the responsibility of the promoter to have sufficient insurance to cover damages to equipment, personal belongings, vehicles and individuals (artiste, crew, house staff, audience etc.)

There must be a sufficient number of security guards from the time the doors open until the artiste departure, to ensure that artiste, crew, house staff, audience and equipment are safe at all times. The promoter must have a general liability insurance that covers all people (audience, staff, crew, artiste etc) and all equipment (artiste's, hired, in-house etc) at all times, and for all types of accidents.

Barrier & Security

The promoter is to provide and pay for a sturdy barrier (Mojo-type) in front of the stage that complies with local standards and regulations. The barrier must be of such construction that it cannot move or bend or otherwise change in a hazardous way. There must be enough security to keep backstage area clear from any unauthorized people. If there is no barrier we expect you to supply enough stage security to prevent injuries to people in front of the stage and to prevent any damages to the artist's onstage equipment.

Permits

All permits needed to for the show, police permits, work permits etc, is the responsibility of the promoter. If the promoter fails to apply for relevant permits the artist shall be paid in full anyway.

The only exemption from this rule is visas. If needed, they will be applied for by the artist.

Sound System

The promoter is to provide and pay for a sound system that can reproduce the show loud and clear. The sound system is to be tested and ready for use upon arrival of the Artist.

Lights

The promoter is to provide and pay for a Lighting system – with operators (i.e. light technician(s)) – that work in line with the capacity of the venue.

Sponsors

The bands will not accept sponsors, i.e. signs banners etc, onstage on PA wings etc close to the stage, unless previously agreed upon by both parties in writing, i.e. e-mail or SMS.

Catering / dinner

The promoter is to provide and pay for catering and dinner according to the Catering appendix.

Payment

Payment is to be settled with the Tour Manager. The Tour Manager shall have the right to demand payment prior to performance should he desire so. If so, that will be advised in time. If there is percentage settlements the promoter is to provide a full statement of all costs verified with receipts and a statement on the number tickets printed as well as a box office statement with number of tickets sold. The Tour Manager shall have the right to examine tickets, ticket stubs and box office at any time.

Guests

We reserve the right to a guest list of two people per individual person in the Tour Party without additional cost for the artist or the guest.

This information provided, and the conditions declared in this document and its appendixes, have been read, understood and agreed upon, please sign below:

Promoter

Date

ARTIST INFORMATION

Contact information

Andreas Gerdin

Machinae Supremacy

+46 70 635 66 95

gordon@machinaesupremacy.com

Robert Stjärnström

Machinae Supremacy

+46 70 626 06 84

robert@machinaesupremacy.com

Band members

Robert Stjärnström Lead Vocals

Jonas Rörling Lead Guitar

Andreas Gerdin Bass

Niklas Karvonen Drums

Crew

Machinae Supremacy travel with a crew of 2–4 people who require the same benefits (catering, lodging) as the band.

Vehicle

Machinae Supremacy usually travel by van. Safe and accessible parking for this vehicle must be provided. Please inform us ASAP if this will be a problem. If it is understood and agreed upon by both parties that the band will use some other form of transportation to reach the event, this will of course not be necessary.

Hotel

Machinae Supremacy require 2–4 hotel rooms containing a total of 6–8 beds. Showers and WC must be available in the rooms. Should the accommodation be something other than a hotel, make sure that the band approves of this.

CATERING APPENDIX

In The Dressingroom

Coffee

5 Clean Large Towels

24 Domestic Beers

24 bottles (or cans) of soda (50% of which should be "Coca Cola Zero")

24 bottles of Evian (or some other non-carbonated bottled) water

A Fruit basket containing various fruits like bananas, apples and oranges.

A selection of various salty snacks like potato chips, nuts, etc.

Dinner

The promoter is to pay and provide a full dinner for 6 people, preferably not fast/junk food (chicken/ham salad or similar should be available). The dinner is to be complemented by choice of beverages. If dinner can not be provided, the band shall be paid Euro 15 per individual as a buy out. This shall be done before soundcheck to give band and crew enough time to eat before show.

On Stage

5 Clean Small-to-midsized Towels

3 Bottles of non-carbonated (Evian or equivalent) water per band member

BACKLINE, INPUTS & STAGE PLOT

Backline specification

The promoter will provide:

DRUMS

1 x 22" Kickdrum(pinstripe) (pref. black front head)

1 x 16" Floortom on legs (pinstripe)

1 x 12" Racktom with stand (pinstripe)

1 x 10" Racktom with stand (pinstripe)

1 x 14" Standard brass or steel snaredrum

1 x Double kick drum pedal

1 x Drum stool

1 x Hi-hat stand

5 x Boom stands

1 x Drum riser and carpet

IMPORTANT: Spare drumheads must be available on stage in the event one should break during the show! If you can not keep spares on hand for all drums, make sure at the very least a spare exists for both KICK DRUM and SNARE DRUM.

GITAR

1 x Peavey 5150 or equivalent

1 x straight or angled 4x12 cabinet

BASS

1 x Bass Amplifier Ampeg or equivalent

1 x 8x10, 6x10 or 4x10 cabinet

SEQUENCER / BACKING TAPE

1 x Linebox (background tape is mono)

The band only brings guitars and bass guitars, + additional drum items like cymbals and extra stands. If there is any problem with this, contact us ASAP. The rest of the equipment is up to the promoter. Optional: If the band travels by van they can bring guitar- and bassrig (2-3 x AVID ElevenRack) as well, but even so, backup equipment should be available.

Be advised that should alternatives to the specified amplifiers be provided, the band will not accept any combo amps, only head + cabinet setup.

Input list & Stage plot

Channel	Instrument	Mic	Insert	Other
	Kickdrum			
	Snare			
	Hightom			
	Lowtom			
	OH			
	Bass (Gordon)			
	Guitar (Jonas)			
	Lead vocals (Robert)			
	Backing vocals (Jonas)			
	Linebox for Sequencer / Backing tracks			
	(Sequencer / BTs may also be managed from the mixer desk)			


WIRELESS SYSTEMS

Machinae Supremacy uses 3-4 wireless systems for guitar, bass and microphone. The band supplies the equipment needed, but **must be allowed to use it.**

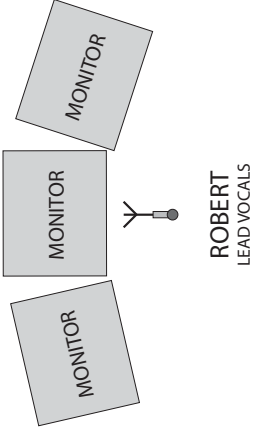
Frequency range: 780 - 822 MHz

Machinae Supremacy uses 3-5 wireless systems for In-ear monitoring. The band supplies the equipment needed, but **must be allowed to use it.**

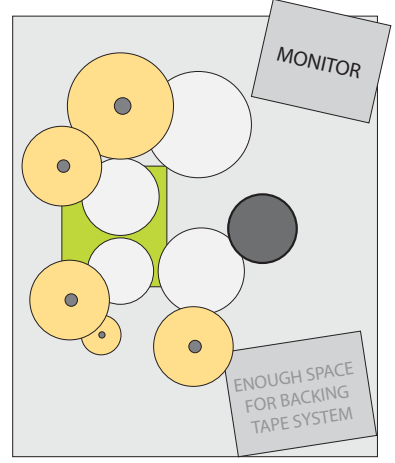
Frequency range: 823 - 865 MHz



JONNE
LEAD GUITAR



ROBERT
LEAD VOCALS



GORDON
BASS

